

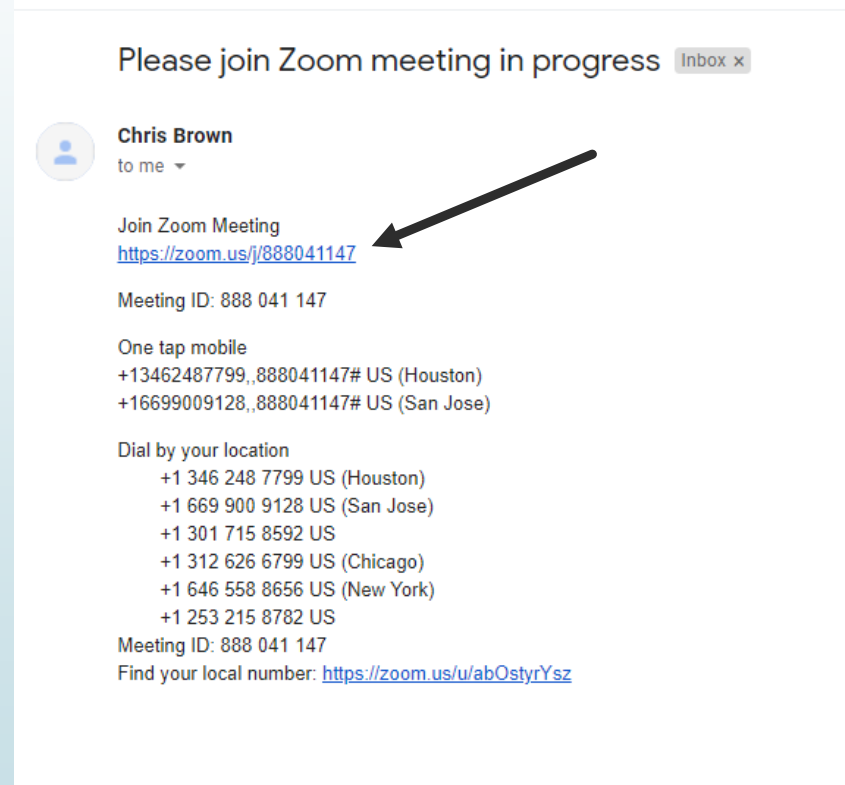


Zoom Meeting Guide


How to get started with the Hope Group Online meetings using Zoom for the first time.

The Invitation Link

May come as a post in FaceBook or an email, but will look something like this



Please join Zoom meeting in progress Inbox x

 **Chris Brown**
to me ▾

Join Zoom Meeting
<https://zoom.us/j/888041147>

Meeting ID: 888 041 147

One tap mobile
+13462487799,,888041147# US (Houston)
+16699009128,,888041147# US (San Jose)

Dial by your location
+1 346 248 7799 US (Houston)
+1 669 900 9128 US (San Jose)
+1 301 715 8592 US
+1 312 626 6799 US (Chicago)
+1 646 558 8656 US (New York)
+1 253 215 8782 US

Meeting ID: 888 041 147
Find your local number: <https://zoom.us/u/abOstyrYsz>

Note: A black arrow points to the Zoom meeting link in the screenshot.

A decorative graphic on the left side of the slide, featuring a dark grey arrow pointing right at the top, with several thin, curved lines in shades of blue and grey extending downwards and to the right.

First Time Downloads Zoom

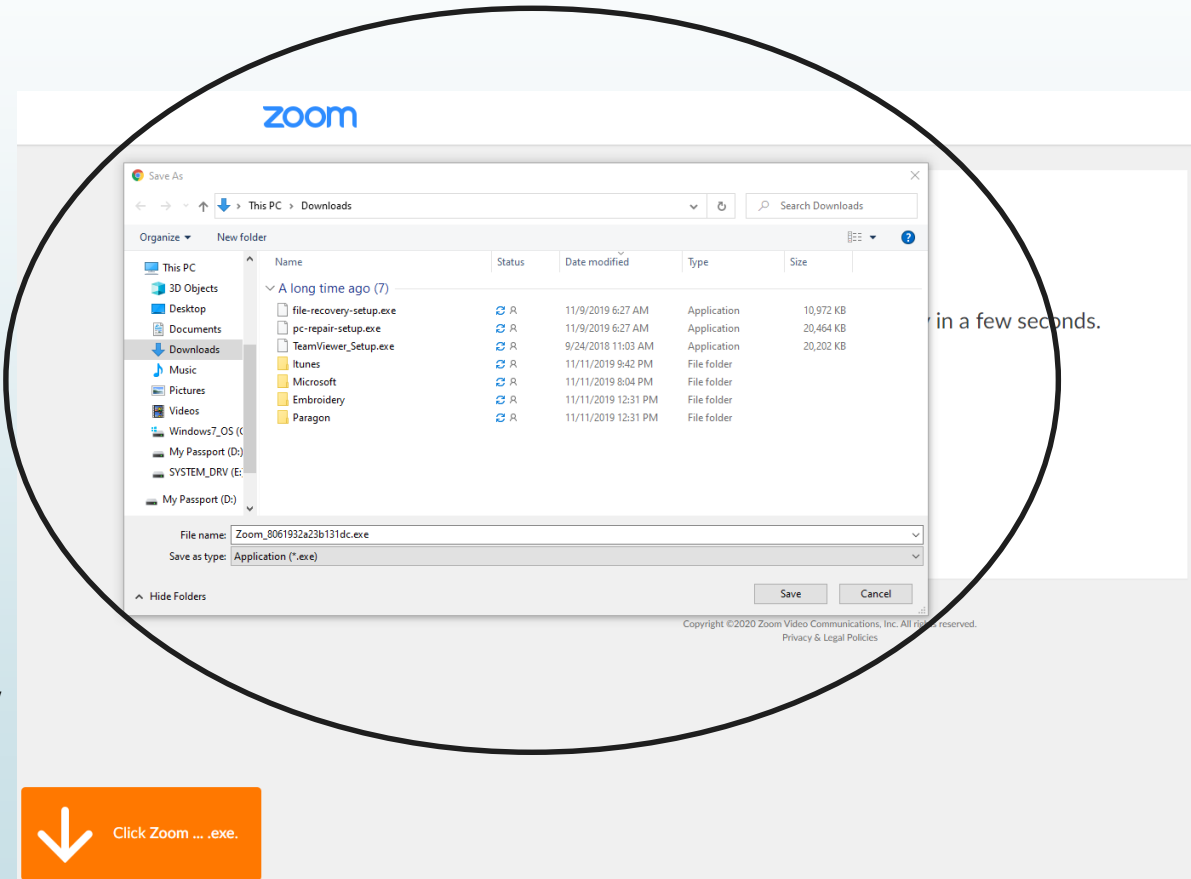
zoom

A download should start automatically in a few seconds.

If not, [download here](#).

Download Location is Optional

Based on your browser settings, Zoom may download automatically WITHOUT this dialog, and may just display on the at the bottom left.



Launch the Downloaded File

When the download is done, click the name of the file to OPEN!



Click Zoomexe.

Zoom_8061932a2...exe ^

A download should start automatically in a few seconds.

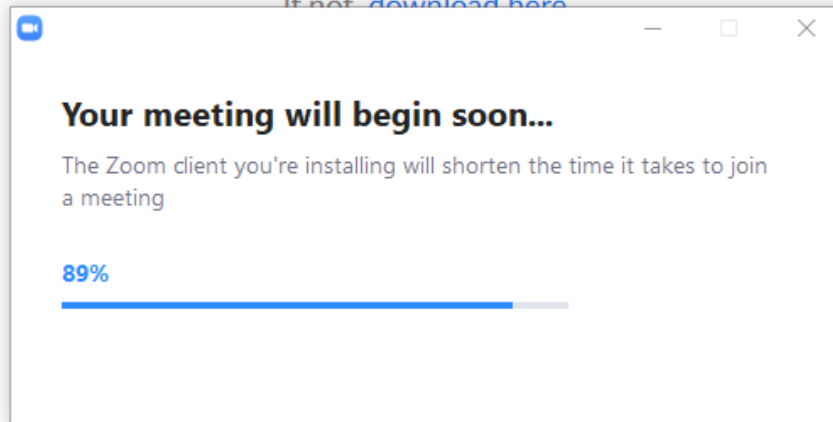
If not, [download here](#).

Copyright ©2020 Zoom Video Communications, Inc. All rights reserved.
Privacy & Legal Policies

Zoom Installation Progress

A download should start automatically in a few seconds.

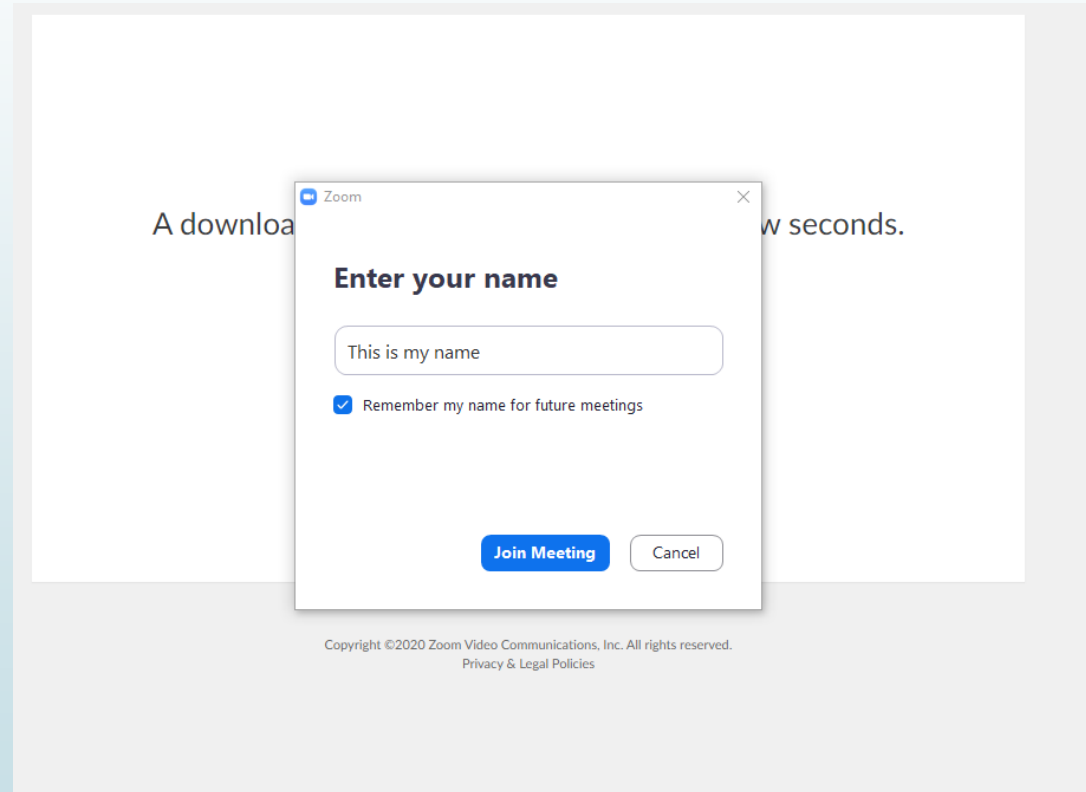
[If not, download here](#)



Copyright ©2020 Zoom Video Communications, Inc. All rights reserved.
[Privacy & Legal Policies](#)

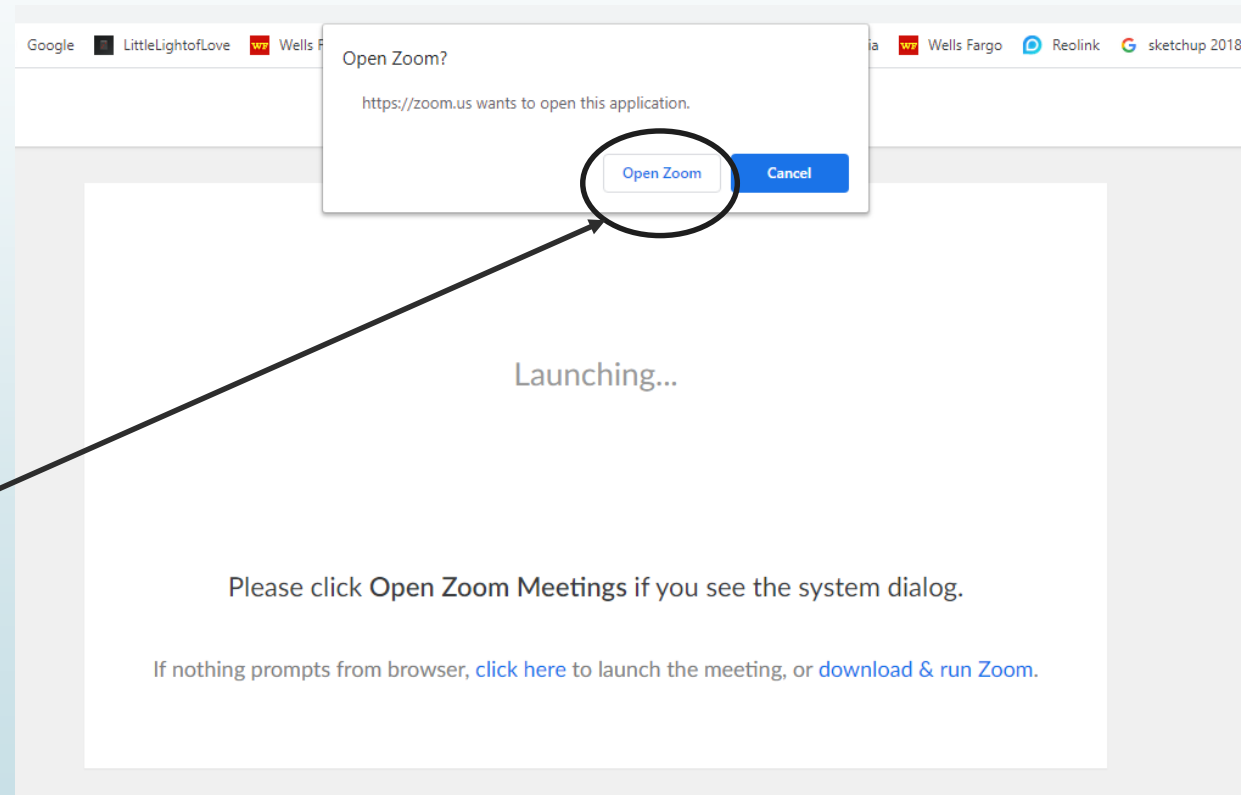
Joining The Zoom Meeting

After Zoom installs, enter your name the way you want others to see it in the meeting.



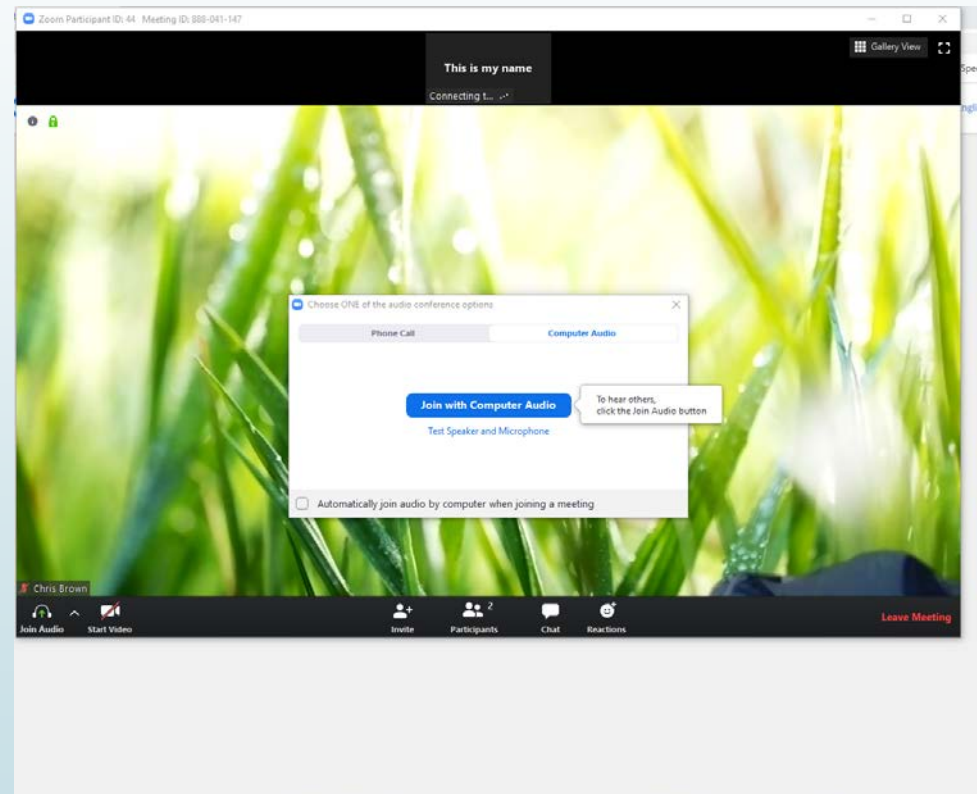
Starting Zoom the Next Time!

The next time you join a Zoom meeting you will skip all that download process and get this simple screen. Just click Open Zoom!



Choose Your Audio Options

Most of the time you will just click the default button to join the meeting with your computer audio.



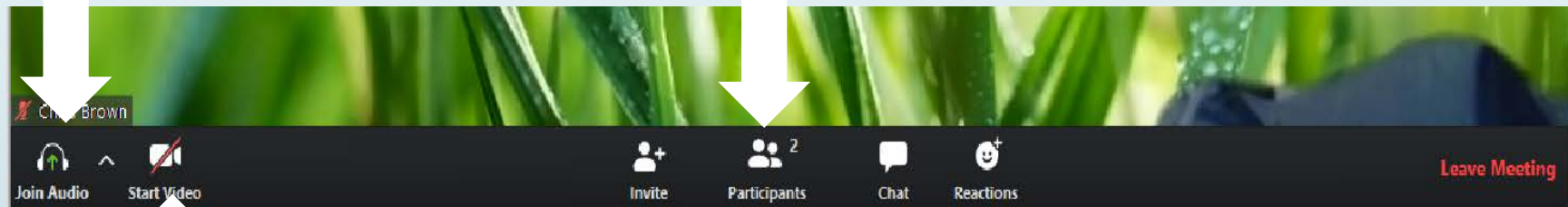
Dial-in options are available in the "Phone Call" tab if you are just calling into the meeting.

The Zoom Toolbar

The Zoom toolbar lets you choose some options while you are in the meeting.

Mute/Unmute
your audio

See who's in
the meeting



Enable/Disable
your video